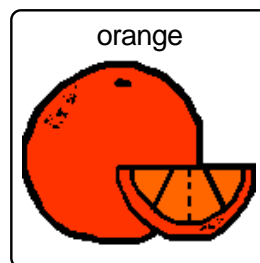





Making Fruit Smoothies

Made by: Traci Roane
Jefferson Parish Public Schools
Made with Boardmaker Symbols



It's fall time, and it is time to make
fruit smoothies.

make



fruit smoothie



Ingredients/Materials

ice cream

strawberry

banana

milk

cups


blender

spoon

Now we are ready to cook.



First, use the spoon to put the ice cream into the blender.



use



spoon



put




ice cream




in



blender



Pour some milk in the blender.



pour



milk



in



blender



Pick a fruit to put in the blender.

apple




orange



banana



strawberry



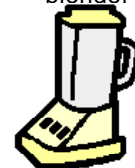
put



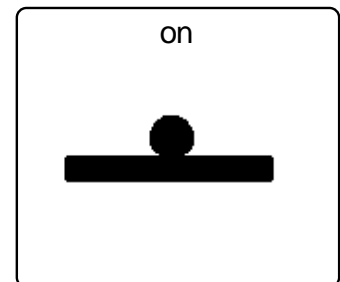
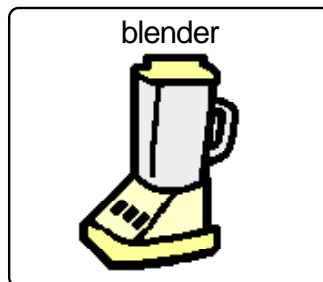
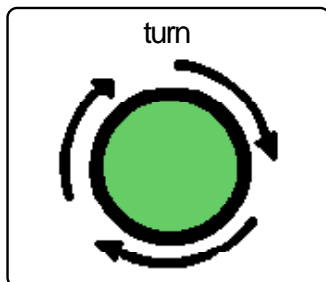
in



blender




Turn the blender on, and watch.....




Who wants a fruit smoothie?

I want one



I don't want one



who



wants




fruit



smoothie?



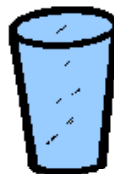
I need a cup.



I need



cup.



Yummy.....I like that

